




AYTAŞ
ALÇI

ENVIRONMENTAL PRODUCT DECLARATION



In accordance with ISO14025 and EN 15804:2012+A2:2019/AC:2021 for

 **Aypan Green Type H**

Manufactured by AYTAŞ Alçı Enerji Maden ve İnş. San.Tic. A.Ş.

Programme: The International EPD® System

Programme Operator: EPD International AB

Local Operator: EPD Türkiye

S-P Code: S-P-08755

Publication Date: 2023-10-15

Validity Date: 2028-10-14

Geographical Scope: Türkiye

An EPD should provide current information and may be updated if conditions change. The stated validity is therefore subject to the continued registration and publication at www.environdec.com.



GENERAL INFORMATION

The International EPD® System EPD International AB Box 210 60 SE-100 31 Stockholm, Sweden
EPD Türkiye www.epdturkey.org info@epdturkey.org managed and run by SÜRATAM
www.suratam.org Nef 09 B Blok No:7/15 34415 Kağıthane/Istanbul, Türkiye

ISO standard ISO 21930 and CEN standard EN 15804 serves as the core Product Category Rules (PCR) Product Category Rules (PCR): 2019:14 Version 1.2.5, Construction Products and Construction Services, EN 15804:2012+A2:2019/AC:2021 for Sustainability of Construction Works

PCR review was conducted by: The Technical Committee of the International EPD® System.
Review chair: Claudia A. Peña, University of Concepción, Chile. The review panel may be contacted via the Secretariat www.environdec.com/contact.

Independent third-party verification of the declaration and data, according to ISO 14025:2006, via:
EPD verification by individual verifier

Third party verifier: Prof. Ing. Vladimír Kočí, Ph.D., MBA LCA Studio Šárecká 5,16000
Prague 6 - Czech Republic

Approved by: The International EPD® System

Procedure for follow-up of data during EPD validity involves third party verifier:

Yes No ☒

Life Cycle Assessment (LCA)

LCA accountability: Metsims Sustainability Consulting

The EPD owner has the sole ownership, liability, and responsibility for the EPD. EPDs within the same product category but registered in different EPD programmes may not be comparable. For two EPDs to be comparable, they must be based on the same PCR (including the same version number) or be based on fully-aligned PCRs or versions of PCRs; cover products with identical functions, technical performances and use (e.g. identical declared/-functional units); have equivalent system boundaries and descriptions of data; apply equivalent data quality requirements, methods of data collection, and allocation methods; apply identical cut-off rules and impact assessment methods (including the same version of characterisation factors); have equivalent content declarations; and be valid at the time of comparison.

ABOUT THE AYTAŞ ALÇI



AYTAŞ Alçı A.Ş. was established in 2007 in Ankara, Bala, wherein the highest quality gypsum stratum is located. Two production plants, namely AYGIPS and AYPAN are located on an overall of open area of 100.000 square meters and closed area of 22.000 square meters. AYGIPS powder gypsum production plant was activated on February, 2008. AYGIPS plant has a capacity of 2200 tones powder gypsum per day. AYPAN production plant was activated on May 2009 and its annual capacity is 25.000.000 square meter plasterboard. AYTAŞ Alçı is acting with the vision to make AYGIPS, AYPAN, AYSIST and OUTWEAR brands most wanted in international market, and to be able to answer constantly changing consumer needs, and to create a respectful brand, which continuously improves in order to comply with rapidly and continuously changing environmental conditions as well as contributes to the widening of usage area of gypsum-based construction materials.

AYTAŞ Alçı is increasing its being well-known not only within Turkey but also in surrounding countries. An overall of 25 countries, such as United Kingdom, Spain, Nigeria, Ukraine, Azerbaijan, Belgium, Bulgaria, Armenia, Georgia, Cyprus, Macedonia, Malta, Sudan, Syria, Rusia, Turkmenistan, Jordan, Afghanistan, and Greece, are among the countries, where AYGIPS, AYPAN, OUTWEAR and AYSIST branded products are exported to.


ABOUT THE PRODUCT

Aypan Green is used for construction of internal space suspended ceilings, curtain walls and section walls, where moisture resistance is requested.

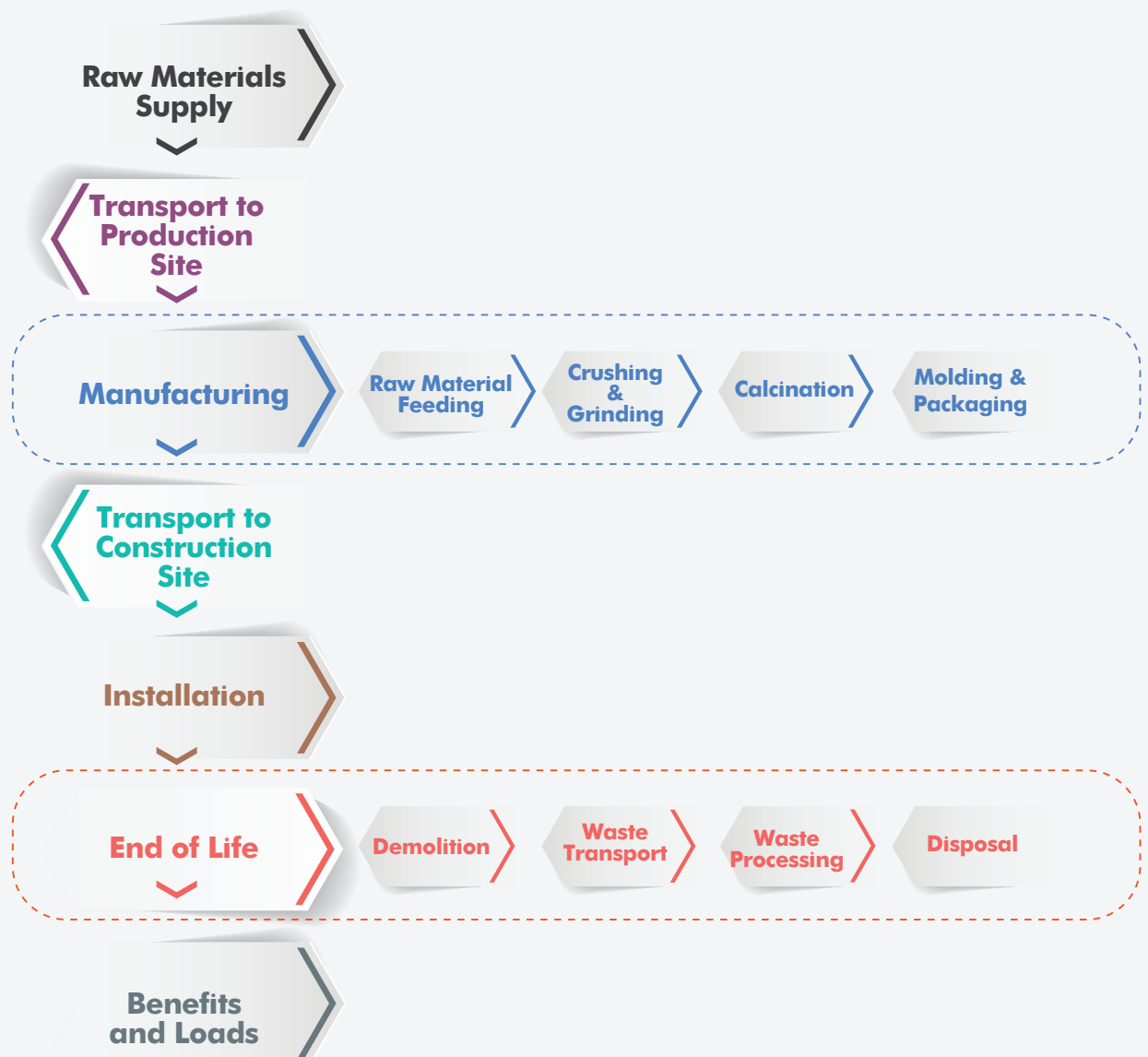
- Aypan Green is composed of gypsum and paper pulp at the core and special surface cardboard, covered to both sides. Section, referred as core, is reinforced by water retardant additives and fibers, produced specific for this work in order to increase moisture resistance performance of the gypsum plate.
- Highly pure natural gypsum at core section maintains hardness, resistance, lightness and processability to the plate.
- Plate's flexibility and resistance is maintained via special surface cardboard, available on both sides.
- It can be covered with tiles with using primers and flex adhesives, appropriate for wet volumes.
- It can be cut easily via utility knife.
- All applications, constructed with Aypan Green, are light, flexible and solid, and as it is attached to the building bearings via flexible adhesion details, it maintains secure structures against earthquake.
- Walls, constructed with using Aypan Green, has thinner cross-sections compared to traditionally constructed walls, and saves location.
- It is easy to use and maintains rapid construction. It maintains cost effective construction applications.

Technical Specification	
Reference Standart	TS EN 520+A1
Specifications	
Length (mm)	2000 - 3600
Width (mm)	1200
Thickness (mm)	12.5
Average Weight (kg/m ²)	≤ 9.5
Flexural Strength - Perpendicular to Liner Paper Fibers (N)	≥ 550
Flexural Strength - Parallel to Liner Paper Fibers (N)	≥ 210
Edge Type	KK, IK
Thermal Conductivity – λ (W/mK)	0.25
Surface Water Absorbtion (g/m ²)(H1)	≤ 180
Surface Water Absorbtion (g/m ²)(H2)	≤ 220
Total Water Absorbtion (g/m ²) (H1)	≤ 5
Total Water Absorbtion (g/m ²) (H2)	≤ 10
Fire Class	A2- s1, d0

The product UN CPC code is 37530 according to Central Product Classification (CPC) Version 2.1.



SYSTEM BOUNDARIES & DESCRIPTION



A1 - RAW MATERIAL SUPPLY

Production starts with raw materials mainly locally sourced, but some transported from other parts of the world. 'Raw material supply' includes raw material extraction and pre-treatment processes before production.

A2 - TRANSPORT

Transport information of the raw materials are provided by the manufacturer. The distances and routes are calculated accordingly.

Transport Mode	Type
Road	Vehicle: Lorry Size Class: >32 metric ton Emission Standard: EURO5 Fuel Type: Diesel
Sea	Vehicle: Container Ship DWT (Load Capacity): 43000 tonnes Fuel Type: Heavy Fuel Oil

A3 - MANUFACTURING

Gypsum extracted from the gypsum quarry is first crushed in crusher to have smaller particle sizes. Then it is calcined in the kilns and transferred to the gypsum hemi-hydrate silos at plasterboard production area. Gypsum hemi-hydrate, additives and water are fed into mixer to have a homogenous mixture then slurry from mixer is poured between two layer of plasterboard paper. Before feeding to drier plasterboard is cut. After drier plasterboard is trimmed to exact dimensions, stacked and packed.

The production processes are given below respectively.

- Crushing
- Calcination
- Mixing
- Cutting
- Drying
- Trimming
- Stacking
- Packaging

A4 - TRANSPORT

Transport of final product to customers are considered and the routes and distances are calculated accordingly. Transport routes were provided by the manufacturer for 2022.

Transport Mode	Type
Road	Vehicle: Lorry Size Class: >32 metric ton Emission Standard: EURO5 Fuel Type: Diesel
Sea	Vehicle: Container Ship DWT (Load Capacity): 43000 tonnes Fuel Type: Heavy Fuel Oil

A5 - INSTALLATION

For the implementation of the AYPAN Green Type H Plasterboard; plaster, screws and metal profiles are used for the implementation of the product. Amount of this materials is given in the table.

Parameter	Value
Plaster	1.5 kg
Screws	18 pieces
Metal Profil	3 meters

C1 - DECONSTRUCTION / DEMOLITION

There is no energy use during uninstalation, manpower and some tools are sufficient.

C2 - WASTE TRANSPORT

This step includes the transport of materials after they reach their end-of-life. The average distance was assumed 50 km by truck from demolition site to a waste or recycling area.

Vehicle Type	Value
Vehicle Type	Vehicle: Lorry Size Class: 7.5-16 metric ton Emission Standard: EURO5 Fuel Type: Diesel
Distance	50 km (assumption)

C3 - WASTE PROCESSING

The product is considered to be landfilled without reuse, recovery or recycling. It is classified as ‘nonhazardous waste’ in the European list of waste products. The effects of any treatment process to the demolished waste is included in this stage. It is assumed that no treatment is needed as 100 % of the material goes to a landfill.

C4 – DISPOSAL STAGE

All gypsum-based plasterboards end up at construction and demolition waste landfills as their final fate and modelled as such in the LCA.

D - BENEFITS

No potential benefits of recycling and re-use were taken into account in the current LCA report. Only the benefit due to the recycling of the packaging has been calculated.



LCA Information

Declared Unit: **1 m² of AYPAN Green Type H Plasterboard**

Time Representativeness: 2022

Database(s) and LCA Software: Ecoinvent 3.9.1 and SimaPro 9.5

System Boundaries: Cradle to grave. The results of the LCA with the indicators as per EPD requirement are given in the following tables for product manufacture (A1, A2, A3), construction process stage (A4, A5), end of life stage (C1, C2, C3, C4) and benefits and load stage (D).

	Product Stage			Construction Process Stage		Use Stage							End of Life Stage				Benefits and Loads
	Raw Material Supply	Transport	Manufacturing	Transport	Construction Installation	Use	Maintenance	Repair	Replacement	Refurbishment	Operational Energy Use	Operational Water Use	De-construction demolition	Transport	Waste processing	Disposal	Reuse - Recovery - Recycling potential
Module	A1	A2	A3	A4	A5	B1	B2	B3	B4	B5	B6	B7	C1	C2	C3	C4	D
Modules Declared	X	X	X	X	X	ND	ND	ND	ND	ND	ND	ND	X	X	X	X	X
Geography	GLO	GLO	TR	GLO	GLO	-	-	-	-	-	-	-	GLO	GLO	GLO	GLO	GLO
Specific Data Used	>90%					-	-	-	-	-	-	-	-	-	-	-	-
Variation – Products	0%					-	-	-	-	-	-	-	-	-	-	-	-
Variation – Sites	0%					-	-	-	-	-	-	-	-	-	-	-	-

(X = Module included, ND = Not declared)

The inventory for the LCA study is based on the 2022 production figures. This EPD's system boundary is cradle to grave.

Allocations

Water consumption, energy consumption and raw material transportation were weighted according to 2022 production figures. In addition, hazardous and non-hazardous waste amounts were also allocated from the 2022 total waste generation.

Cut-Off Criteria

1% cut-off is applied. Data for elementary flows to and from the product system contributing to a minimum of 99% of the declared environmental impacts have been included.

REACH Regulation

No substances included in the Candidate List of Substances of Very High Concern for authorization under the REACH regulations are present in this product either above the threshold for registration with the European Chemicals Agency or above 0.1% (wt/wt).

LCA Modelling, Calculation and Data Quality

The results of the LCA with the indicators as per EPD requirement are given in the LCA result tables. All energy calculations were obtained using Cumulative Energy Demand (LHV) methodology, while fresh water use is calculated with selected inventory flows in SimaPro according to the PCR. There are no co-product allocations within the LCA study underlying this EPD. The regional energy datasets were used for all energy calculations. Data quality assessment is given below table.

LCA Stages	Data Type
Raw Material Supply	Generic database, plant spesific data
Raw Material Transport	Generic database, plant spesific data
Manufacturing	Generic database, plant spesific data
Product Transport	Generic database, generic data
Demolition	Generic database, scenario and generic data
Waste Transport	Generic database, scenario and generic data
Waste Processing	-
Disposal	Generic database, scenario and generic data
Benefits and Loads	Generic database, scenario and generic data

Content Declarations

Product Composition

Materials Used in the Production of 1 m² AYPAN Green Type H

Product Composition (% in mass)	
Calcium Sulfate	50-55 %
Water	40-45 %
Paper	0-5 %
Water Repellent	0-5%
Additives	<1%

Packaging

40 grams of strip is used for 1 m² product packaging.

LCA Results

Information on biogenic carbon content according to EN 15804+A2

Biogenic Carbon Content	Unit	Quantity
Biogenic carbon content in product	kg C	0.152
Biogenic carbon content in packaging	kg C	0.001

Environmental Impact Category Indicators According to EN 15804 for Aypan Green Type H 12.5 mm Plasterboard

IMPACT CATEGORY	UNIT	A1 – A3	A4	A5	C1	C2	C3	C4	D
GWP – Fossil	kg CO2 eq	2.37	0.826	4.66	0.481	0.099	0	0.079	-0.048
GWP – Biogenic	kg CO2 eq	-0.267	6.73E-04	0.030	0.007	2.54E-04	0	1.69E-04	9.44E-04
GWP – Luluc	kg CO2 eq	0.008	4.43E-04	0.003	0.006	4.44E-05	0	4.62E-05	-3.00E-05
GWP – Total	kg CO2 eq	2.11	0.827	4.69	0.493	0.099	0	0.079	-0.047
ODP	kg CFC-11 eq	7.39E-08	1.25E-08	8.00E-08	3.14E-09	2.09E-09	0	2.18E-09	-2.70E-10
AP	mol H+ eq	0.008	0.007	0.020	0.003	2.99E-04	0	5.68E-04	-1.75E-04
EP – Freshwater	kg P eq	0.001	5.83E-05	0.002	5.44E-04	6.63E-06	0	6.27E-06	-8.46E-06
EP – Marine	kg N eq	0.003	0.002	0.005	5.68E-04	1.03E-04	0	2.18E-04	-3.26E-05
EP – Terrestrial	mol N eq	0.023	0.021	0.046	0.005	0.001	0	0.002	-3.36E-04
POCP	kg NMVOC	0.008	0.007	0.021	0.001	4.49E-04	0	8.13E-04	-1.48E-04
ADPE	kg Sb eq	3.75E-06	1.92E-06	2.81E-05	5.09E-07	3.07E-07	0	1.05E-07	-1.74E-07
ADPF	MJ	37.2	11.4	49.2	4.96	1.35	0	1.88	-1.50
WDP	m3 depriv.	0.968	0.054	0.506	0.265	0.005	0	0.083	-0.042
PM	disease inc.	6.24E-08	5.52E-08	3.49E-07	1.50E-08	5.34E-09	0	1.21E-08	-1.72E-09
IR	kBq U-235 eq	0.081	0.010	0.156	0.004	0.002	0	0.001	-0.004
ETP – FW	CTUe	11.9	6.57	48.2	0.619	0.726	0	0.920	-0.057
HTTP – C	CTUh	6.95E-10	3.49E-10	3.25E-08	1.02E-10	4.03E-11	0	3.21E-11	-1.37E-11
HTTP – NC	CTUh	1.85E-08	1.01E-08	1.84E-07	4.42E-09	1.18E-09	0	9.09E-10	-3.29E-10
SQP	Pt	72.8	9.79	14.8	0.487	0.693	0	3.73	-0.186
Acronyms	GWP-total: Climate change, GWP-fossil: Climate change- fossil, GWP-biogenic: Climate change - biogenic, GWP-luluc: Climate change - land use and transformation, ODP: Ozone layer depletion, AP: Acidification terrestrial and freshwater, EP-freshwater: Eutrophication freshwater, EP-marine: Eutrophication marine, EP-terrestrial: Eutrophication terrestrial, POCP: Photochemical oxidation, ADPE: Abiotic depletion - elements, ADPF: Abiotic depletion - fossil resources, WDP: Water scarcity, PM: Respiratory inorganics - particulate matter, IR: Ionising radiation, ETP-FW: Ecotoxicity freshwater, HTP-c: Cancer human health effects, HTP-nc: Non-cancer human health effects, SQP: Land use related impacts, soil quality.								
Legend	A1: Raw Material Supply, A2: Transport, A3: Manufacturing, A4: Transport, A5: Installation, C1: Deconstruction / Demolition, C2: Transport, C3: Waste Processing, C4: Disposal, D: Benefits and Loads Beyond the System Boundary								
Disclaimer 1	This impact category deals mainly with the eventual impact of low dose ionizing radiation on human health of the nuclear fuel cycle. It does not consider effects due to possible nuclear accidents, occupational exposure nor due to radioactive waste disposal in underground facilities. Potential ionizing radiation from the soil, from radon and from some construction materials is also not measured by this indicator.								
Disclaimer 2	The results of this environmental impact indicator shall be used with care as the uncertainties on these results are high or as there is limited experienced with the indicator.								

Additional Mandatory and Voluntary Impact Category Indicators for Aypan Green Type H 12.5 mm Plasterboard

Climate impact									
INDICATOR	UNIT	A1 – A3	A4	A5	C1	C2	C3	C4	D
*GHG – GWP	kg CO ₂ eq	2.33	0.809	4.50	0.482	0.096	0	0.076	-0.046

GHG-GWP = Global Warming Potential total excl. biogenic carbon following IPCC AR5 methodology

* The indicator includes all greenhouse gases included in GWP-total but excludes biogenic carbon dioxide uptake and emissions and biogenic carbon stored in the product. This indicator is thus equal to the GWP indicator originally defined in EN 15804:2012+A1:2013

A1: Raw Material Supply, A2: Transport, A3: Manufacturing, A4: Transport, A5: Construction, C1: Deconstruction / demolition, C2: Transport, C3: Waste Processing, C4: Disposal, D: Benefits and Loads Beyond the System Boundary

Resource Use Indicators for Aypan Green Type H 12.5 mm Plasterboard

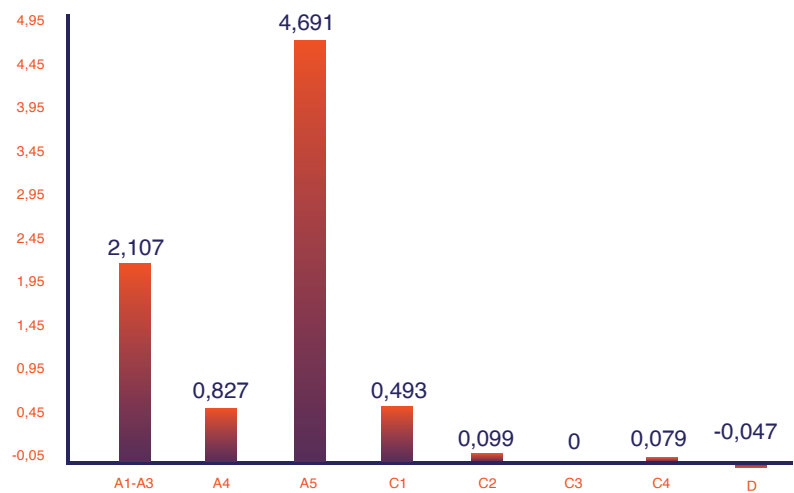
Resource use									
IMPACT CATEGORY	UNIT	A1 – A3	A4	A5	C1	C2	C3	C4	D
PERE	MJ	14.7	0.134	4.20	1.64	0.024	0	0.016	-0.058
PERM	MJ	0	0	0	0	0	0	0	0
PERT	MJ	14.7	0.134	4.20	1.64	0.024	0	0.016	-0.058
PENRE	MJ	37.2	11.4	49.2	1.64	1.35	0	1.88	-1.50
PENRM	MJ	0	0	0	0	0	0	0	0
PENRT	MJ	37.2	11.4	49.2	1.64	1.35	0	1.88	-1.50
SM	kg	0	0	0	0	0	0	0	0
RSF	MJ	0	0	0	0	0	0	0	0
NRSF	MJ	0	0	0	0	0	0	0	0
FW	m³	0.056	0.002	0.053	0.002	2.12E-04	0	0.002	-1.30E-04
Acronyms	PERE: Use of renewable primary energy excluding resources used as raw materials, PERM: Use of renewable primary energy resources used as raw materials, PERT: Total use of renewable primary energy, PENRE: Use of non-renewable primary energy excluding resources used as raw materials, PENRM: Use of non-renewable primary energy resources used as raw materials, PENRT: Total use of non-renewable primary energy, SM: Secondary material, RSF: Renewable secondary fuels, NRSF: Non-renewable secondary fuels, FW: Net use of fresh water.								

Output Flow Indicators for Aypan Green Type H 12.5 mm Plasterboard

Waste & Output Flows									
IMPACT CATEGORY	UNIT	A1 – A3	A4	A5	C1	C2	C3	C4	D
HWD	kg	2.19E-05	0	0	0	0	0	0	0
NHWD	kg	2.78E-06	0	0	0	0	0	0	0
RWD	kg	0	0	0	0	0	0	0	0
CRU	kg	0	0	0	0	0	0	0	0
MFR	kg	0	0	0	0	0	0	0	0
MER	kg	0	0	0	0	0	0	0	0
EE (Electrical)	MJ	0	0	0	0	0	0	0	0
EE (Thermal)	MJ	0	0	0	0	0	0	0	0
Acronyms	HWD: Hazardous waste disposed, NHWD: Non-hazardous waste disposed, RWD: Radioactive waste disposed, CRU: Components for reuse, MFR: Material for recycling, MER: Materials for energy recovery, EE (Electrical): Exported energy electrical, EE (Thermal): Exported energy, Thermal.								

Interpretation

It is seen that the greatest impact on the global warming potential comes from the A5-installation phase. The main reason for this is the production of steel profiles used in its installation rather than the plasterboard product. The biggest impact from the plasterboard itself is due to the raw material stage.



GWP Distribution of LCA Stages

References

GPI/ General Programme Instructions of the International EPD® System. Version 4.0. EN ISO 9001/ Quality Management Systems - Requirements EN ISO 14001/ Environmental Management Systems - Requirements

EN ISO 50001/ Energy Management Systems - Requirements ISO 14020:2000/ Environmental Labels and Declarations - General principles

EN 15804:2012+A2:2019/ Sustainability of construction works - Environmental Product Declarations - Core rules for the product category of construction products

ISO 14025/ DIN EN ISO 14025:2009-11: Environmental labels and declarations - Type III environmental declarations - Principles and procedures

ISO 14040/44/ DIN EN ISO 14040:2006-10, Environmental management - Life cycle assessment - Principles and framework (ISO14040:2006) and Requirements and guidelines (ISO 14044:2006) PCR 2019:14 Construction products (EN 15804:A2) (1.2.5) prepared by IVL Swedish Environmental Research Institute, EPD International Secretariat, date 2022-11-01.

The International EPD® System/ The International EPD® System is a programme for type III environmental declarations, maintaining a system to verify and register EPD®s as well as keeping a library of EPD®s and PCRs in accordance with ISO 14025. www.environdec.com

Ecoinvent / Ecoinvent Centre, www.ecoinvent.org

SimaPro / SimaPro LCA Software, Pré Consultants, the Netherlands, www.pre-sustainability.com

Metsims / www.metsims.com

AYTAŞ Alçı / <https://www.aygips.com.tr/en>

Contact Information

Programme

The International EPD® System
www.environdec.com

Programme operator

EPD International AB

Box 210 60
SE-100 31 Stockholm, Sweden

www.environdec.com
info@environdec.com



EPD registered through fully aligned
regional programme:
EPD Turkey
www.epdturkey.org
info@epdturkey.org

SÜRATAM A.Ş.
Nef 09 B Blok No:7/15, 34415
Kağıthane / İstanbul, TÜRKİYE
www.suratam.org



Owner of the declaration



AYTAŞ ALÇI ENERJİ MADEN VE İNŞ. SAN.TİC. A.Ş.
Cevizlidere No:5/A Balgat / Ankara
www.aygips.com.tr

LCA practitioner and EPD Design



Metsims Sustainability Consulting

Türkiye:
Nef 09 B Blok NO:7/46-47
34415 Kağıthane/İstanbul, TÜRKİYE
+90 212 281 13 33

The United Kingdom:
4 Clear Water Place
Oxford OX2 7NL, UK
0 800 722 0185

www.metsims.com
info@metims.com

3rd party verifier



Prof. Ing. Vladimír Kočí, Ph.D., MBA

Šárecká 5, 16000
Prague 6 - Czech Republic
www.lca.cz



AYTAS
ALÇI

